

Installation Guidelines



Installing ThermaFleece in a new home

ThermaFleece PB20 insulation rolls are ideal for use in both new-build and refurbishment projects. The product is environmentally friendly and safe to handle and can be used for insulating lofts – both cold and warm roof applications.

The ThermaFleece PB20 insulation will be delivered direct to your home. Any excess insulation can be used to insulate the hot or cold water tank or simply added on top of the thickness installed.

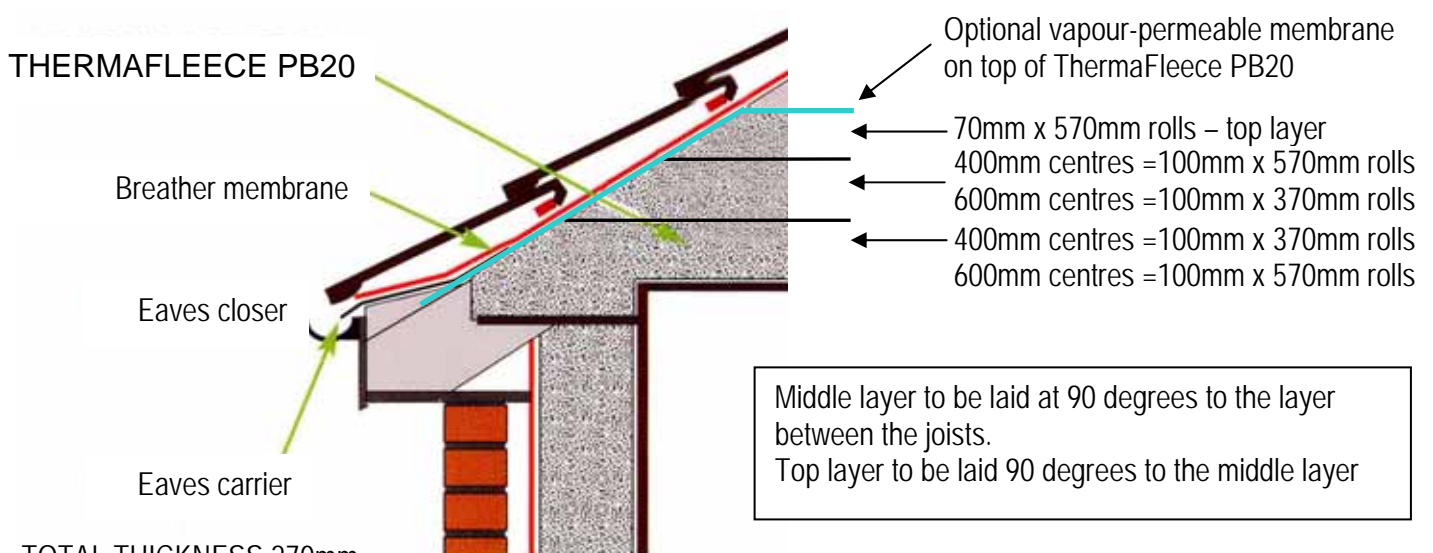
ThermaFleece PB20 insulation rolls from nbs

ThermaFleece PB20 thickness, width & length per roll mm	1x roll area m ²	Number of rolls per pack *	Area per pack m ²	Order code
100 x 370 x 5300	1.96	3	5.88	PB370100
100 x 570 x 5300	3.02	2	6.04	PB570100
70 x 570 x 7600	4.33	2	8.66	PB57070
55 x 570 x 9600	5.47	2	10.94	PB57055

* Please note, up to 9 packs can be supplied on one pallet.

ThermaFleece PB20 rolls are packed in compressed rolls for ease of handling into the loft area. Once unpacked and unrolled the insulation will take a few days to rise to its designed thickness.

Typical cold roof installation between 400mm or 600mm joist centres



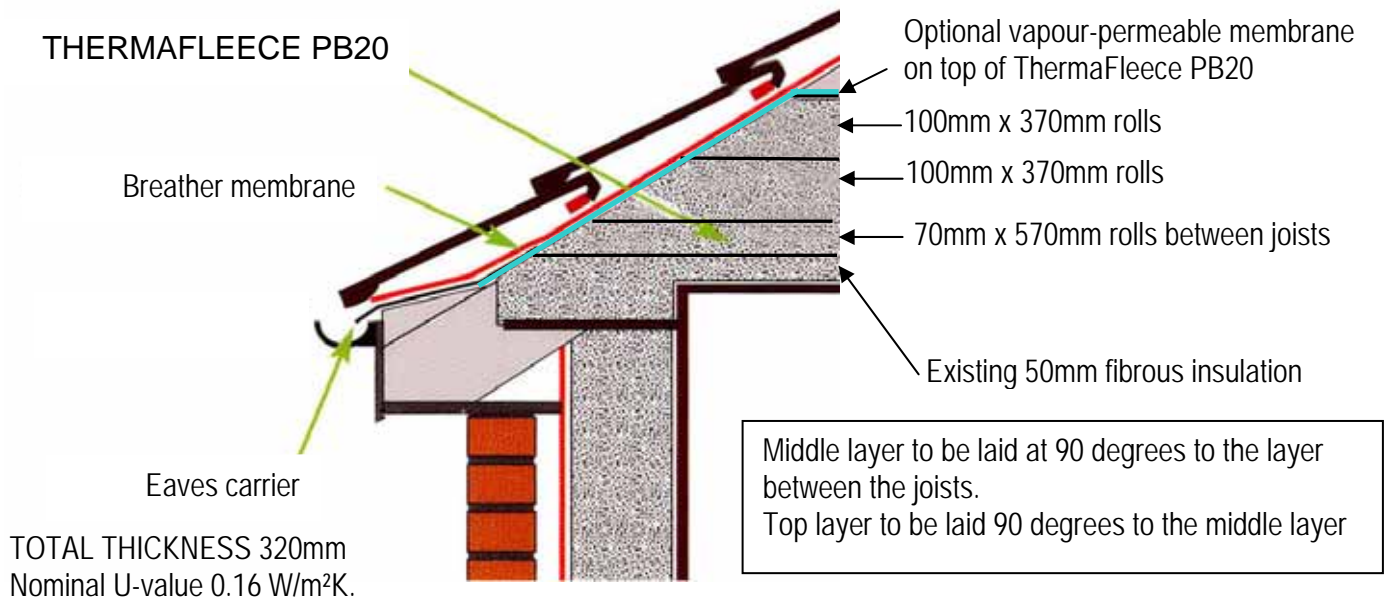
TOTAL THICKNESS 270mm

U-value 0.15 W/m²K.

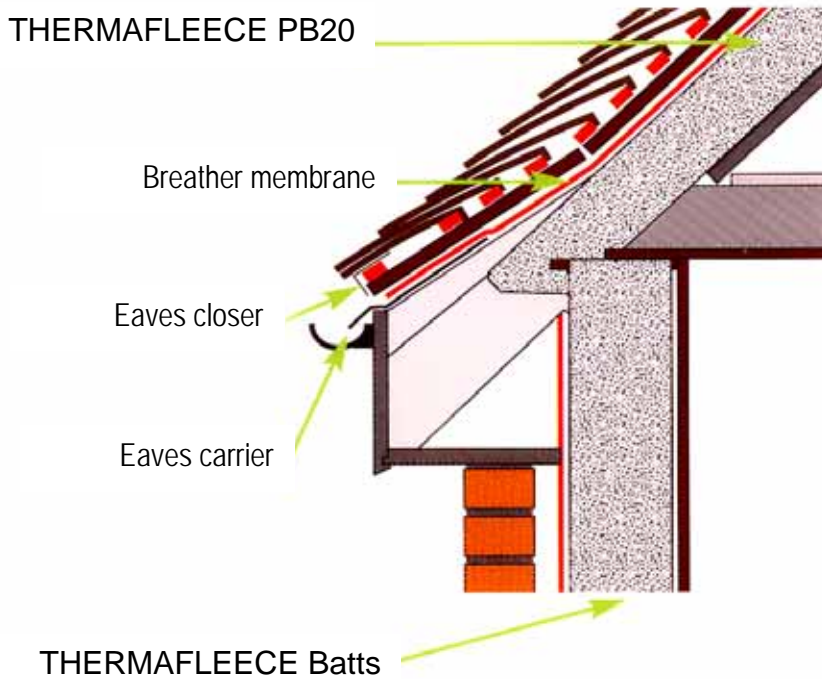
ThermaFleece PB20 is harmless and can be handled without gloves or protective clothing. It is not irritating to the skin, eyes or respiratory tract and causes no discomfort to site workers during installation. Being a natural material any fibres which happen to reach the living space will present no hazard to health. The necessary insect proofing and fire resistance rating is achieved by the inclusion of naturally derived additives.

SAFETY NOTE: Lofts in old building can be very dusty, so it is wise to wear a breathing mask and protective clothing when installing the product in confined areas. Where ThermaFleece PB20 rolls are being installed over existing fibrous insulation it is essential a dust mask is worn to prevent inhalation of existing dust particles.

Typical cold roof installation between 600mm joist centres where 50 to 60mm existing good condition fibrous is installed



Typical warm roof installation between rafters



nbs3 THERMAFLEECE PB20 05.10.09
The texts, photographs and illustrations used in this publication have been reproduced with kind permission of Second Nature UK Limited.

This publication is issued subject to alteration or withdrawal without notice. The illustrations and specifications are not binding in detail. All offers are subject to the Company's current terms and conditions of sale, a copy of which is available on request.

ThermaFleece PB20 insulation products conveniently available from:

nationwide
build
shop limited www.nbs-home.co.uk